

# ARROW GLOBAL GROUP PLC

Q1 Results

27 May 2015

# IMPORTANT NOTICE

This presentation has been prepared by Arrow Global Group PLC (the “Company”) solely for information purposes and does not constitute, and should not be construed as, an offer to sell or issue securities or otherwise constitute an invitation or inducement to any person to purchase, underwrite, subscribe to or otherwise acquire securities in the Company or any member of the Group.

The information contained in this document is confidential and is being made only to, and is only directed at, persons to whom such information may lawfully be communicated. This document may not be (in whole or in part) reproduced, distributed, stored, introduced into a retrieval system of any nature or disclosed in any way to any other person without the prior written consent of the Company.

The information contained in this document has not been verified or reviewed by the Company’s auditors and, as such, is subject to all other publicly available information and amendments without notice (such amendments may be material).

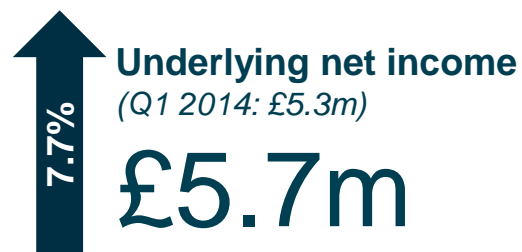
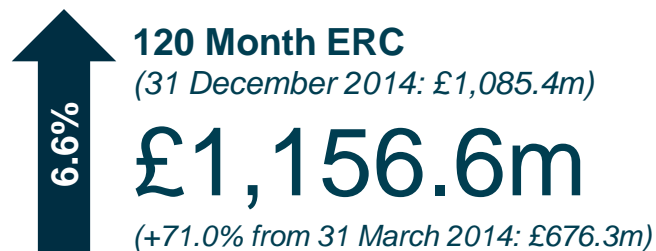
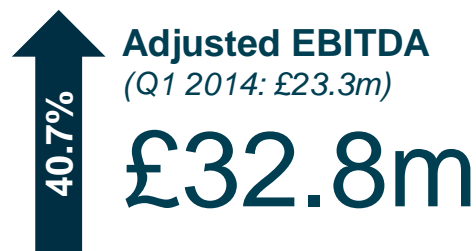
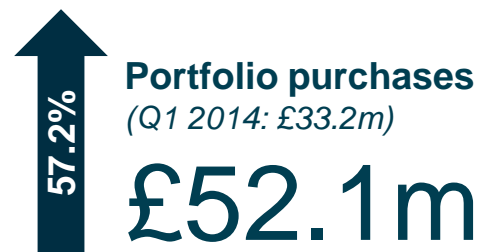
The Company makes no representation or warranty of any sort as to the accuracy or completeness of the information contained in this document or in any meeting or presentation which accompanies it or in any other document or information made available in connection with this document and no person shall have any right of action against the Company or any other person in relation to the accuracy or completeness of any such information.

Each recipient acknowledges that neither it nor the Company intends that the Company act or be responsible as a fiduciary to such investor, its management, stockholders, creditors or any other person. By accepting and providing this document, each investor and the Company, respectively, expressly disclaims any fiduciary relationship and agrees that each investor is responsible for making its own independent judgments with respect to any transaction and any other matters regarding this document.

This document contains statements that constitute forward-looking statements relating to the business, financial performance and results of the Company and its subsidiaries (the “Group”) and the industry in which the Group operates. These statements may be identified by words such as “expectation”, “belief”, “estimate”, “plan”, “target”, or “forecast” and similar expressions or the negative thereof; or by forward-looking nature of discussions of strategy, plans or intentions; or by their context. All statements regarding the future are subject to inherent risks and uncertainties and various factors could cause actual future results, performance or events to differ materially from those described or implied in these statements. Such forward-looking statements are based on numerous assumptions regarding the Group’s present and future business strategies and the environment in which the Group will operate in the future. Further, certain forward looking statements are based upon assumptions of future events which may not prove to be accurate and neither the Company nor any other person accepts any responsibility for the accuracy of the opinions expressed in this document or the underlying assumptions. The forward-looking statements in this document speak only as at the date of this presentation and the Company assumes no obligation to update or provide any additional information in relation to such forward-looking statements.

This document is not intended for distribution to, or use by any person or entity in any jurisdiction or country where such distribution or use would be contrary to local law or regulation or which would require any registration or licensing within such jurisdiction.

## Q1 2015 HIGHLIGHTS – FINANCIAL



Building the asset base and franchise to support continued earnings growth

## Q1 2015 HIGHLIGHTS

- ▶ Reinforced market position in Portugal with strategic origination and servicing partnership and acquisitions
- ▶ Acquired debt portfolios with face value of £583.9 million for an aggregate purchase price of £52.1 million
- ▶ Circa £80 million of future investment already contracted with £28.8 million of this due in the remainder of 2015
- ▶ Significant progress in servicer migration plan with 47% of paying and 64% of non-paying accounts migrated as at the end of Q1 2015
- ▶ New customer-centric IT platform live in Capquest, with first set of accounts successfully migrated and operational
- ▶ Balance sheet liquidity further strengthened with RCF increased to £140 million

# RECENT PORTUGUESE ANNOUNCEMENT IN LINE WITH ARROW GLOBAL'S STRATEGY



# BENEFITS OF RECENT PORTUGUESE ANNOUNCEMENT

## Strengthened market position

- ▶ €5.5 billion face value assets under management
- ▶ Portuguese 120-month Gross ERC as at 31 March 2015 €362 million - circa 24% of Group ERC

## Reinforced business model

- ▶ Five year servicing agreement with CarVal
- ▶ Capability to service secure and unsecured loans
- ▶ Brings revenues from both portfolio returns and capital light income streams

## Diversification of origination sources

- ▶ Five year origination agreement with CarVal
- ▶ Combination with Whitestar and Gesphone provides access to a more diverse range of origination sources (e.g. new vendors, forward flow agreements) and asset classes (e.g. secured assets)
- ▶ Additional channels expected to support the achievement of Arrow Global's return targets

## Enhanced data capabilities

- ▶ Gesphone and Whitestar have circa 15 and 8 years performance history
- ▶ Greater customer insight from collections operations expected
- ▶ Circa 500,000 owned accounts and increasing match rate

## Financially attractive for shareholders

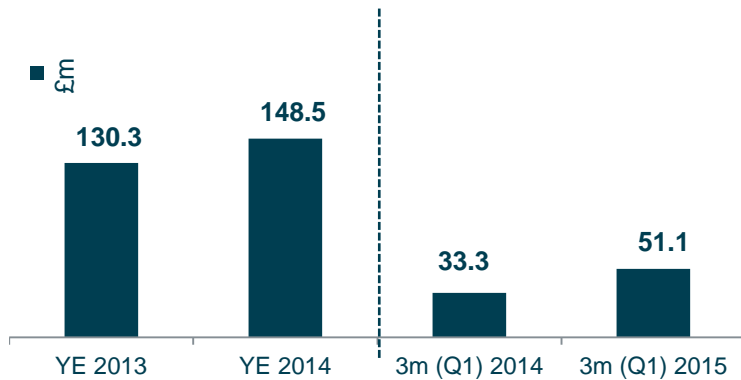
- ▶ Attractive purchase price implying an EV/2016 Adjusted EBITDA of 6x
- ▶ The combined effect of the acquisitions will be EPS accretive in 2016
- ▶ Expected to support further growth in Arrow Global's EPS going forward

# STRATEGY FOR DIFFERENTIATED ORIGINATION

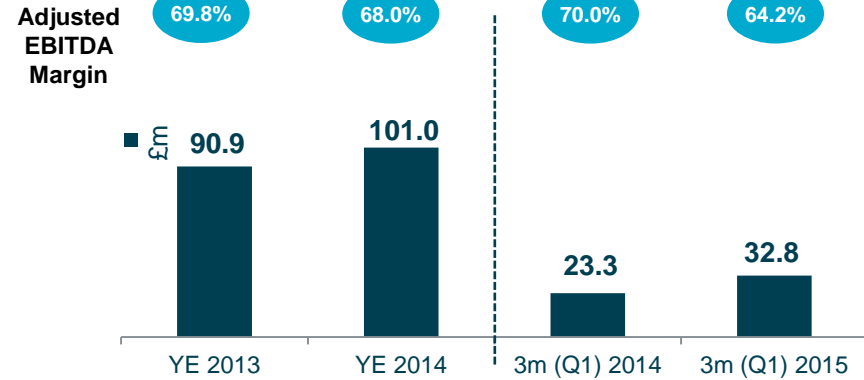
- ▶ **Geographic expansion** into markets with attractive competitive dynamics (49.5% of 2014 organic purchases in mainland Europe)
- ▶ **Data advantage** to boost accurate underwriting and strong collections (120-month cash-on-cash multiple in line with target returns)
- ▶ **New asset classes** e.g. student loans, second lien and secured
- ▶ **Off market bilateral trades** outside auctions (70% in 2014)
- ▶ **Asset management proposition** including with credit funds to create walled garden of future purchase opportunities (e.g. Erudio student loans and five year servicing agreement)

# YEAR TO DATE PERFORMANCE: 31 MARCH 2015

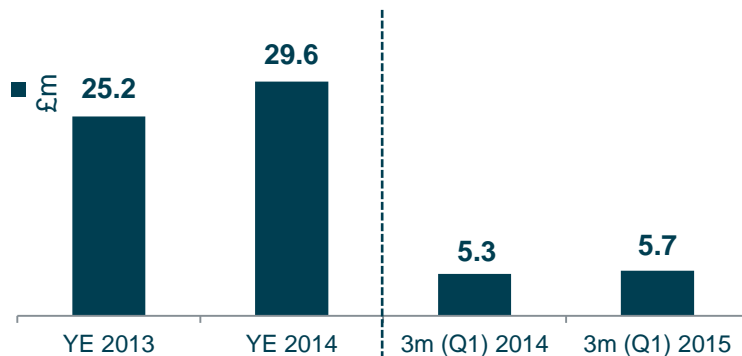
## Core Cash Collections (£m)



## Adjusted EBITDA (£m)



## Underlying net income (£m)



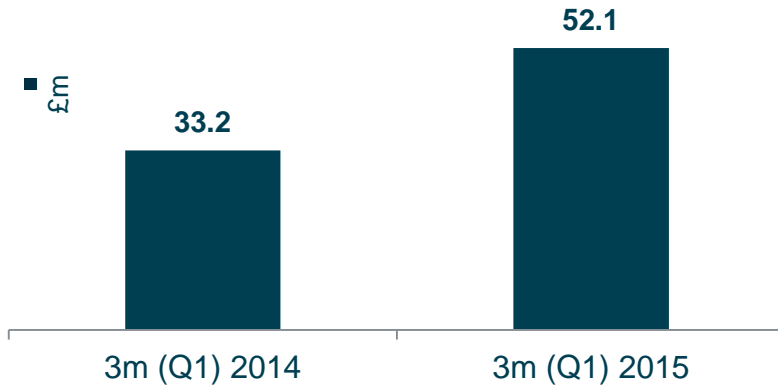
## Key Highlights

- ▶ Capquest back book performing at 102% of underwriting forecast
- ▶ Collections in Portugal continue to improve but are still to recover fully following the three month court closure towards the end of last year to allow for an IT system upgrade
- ▶ Adjusted EBITDA margin reflects weighted average of Arrow and Capquest, ratio will improve as synergies continue to be delivered

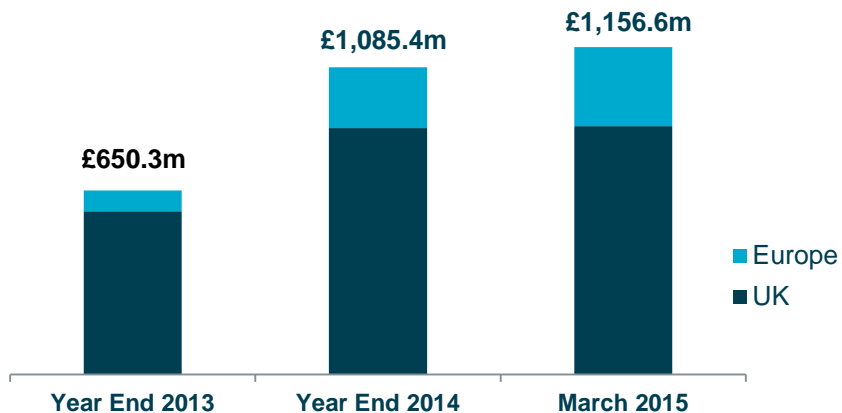


# Q1 2015 PURCHASES

## Portfolio Purchases <sup>1</sup>



## 120-Month Gross ERC (£m)



## Key Highlights

- ▶ As at 31 March 2015, acquired portfolios with a face value of £583.9 million for £52.1 million, with a 120-month gross cash-on-cash multiple in line with target returns
- ▶ In Q1 2015 acquired portfolios split 38% UK, 62% mainland Europe (by purchase price)
- ▶ 36.5% of the purchase price underpinned by paying accounts
- ▶ Of the non-paying accounts circa 47.4% were secured
- ▶ Circa 24% of the March 2015 ERC relates to Portugal

1. Purchased loan portfolios represents the purchase price of our purchased loan portfolios excluding related acquisition expenses.

# NET DEBT AND LEVERAGE

## Indebtedness – as at 31 March 2015 (£m)

### Key Metrics

Cash and Cash Equivalents	(37.4)
Bond	384.6
Accrued Bond Interest	2.2
Deferred Consideration	6.2
Revolving Credit Facility	115.9
<b>Net Debt</b>	<b>471.4</b>
LTM pro-forma adjusted EBITDA (pre-synergies)	130.1
84-Month ERC	957.8

### Leverage Metrics

Pro-forma net Debt / Adjusted EBITDA (pre-synergies)	3.6x
LTV (Net Debt / 84-Month ERC)	49.2%
Cash cover	4.6x

## Key Highlights

- ▶ Significant headroom on 75% LTV covenant with LTV of 49.2%
- ▶ Pro-forma net Debt/Adjusted EBITDA of 3.6x (pre-synergies)
- ▶ Cash cover of 4.6x
- ▶ Current post interest and tax monthly cash flow of circa £8 million
- ▶ RCF increased to £140 million

# OUTLOOK

- ▶ European debt purchase markets predicted to grow and banks propensity to sell expected to continue to increase (AQR, IFRS9, Basel III etc.)
- ▶ Expect our strong performance and growth to continue, supported by good visibility in our origination pipeline
- ▶ Continued focus on strategy for differentiated origination aligned to our risk adjusted investment return approach
- ▶ Continued focus on FCA readiness and further embedding our customer-centric culture ahead of Q3 2015 landing slot
- ▶ On track to deliver the Capquest synergies and overall full-year results in line with our expectations
- ▶ Continued confidence in delivering medium-term ROE in the mid 20's

# Q&A